

# Welcome to CDOTmeet

Signup Process



**Centre for Development of Telematics**  
Telecom Technology Centre of Govt. of India



# About C-DOT

---

Centre for Development of Telematics (C-DOT) was established in August 1984 as an autonomous Telecom R&D centre of DoT, Govt. of India. It is a registered society under the Societies Registration Act, 1860.

Hailed as the progenitor of the Indigenous Telecom Revolution in the nation, C-DOT, with more than 3 decades of its relentless R&D efforts in the indigenous design, development and production of telecom technologies especially suited to the Indian landscape, have been in the technology forefront and has significantly contributed to the Indian Telecom Network's Digitization.

In the initial years, C-DOT triggered a telecom revolution in the rural India that was responsible for all-round socio-economic development. As part of its development process, C-DOT has spawned a wide base of equipment manufacturers and component vendors for the industry. Moreover, it has been instrumental in the evolution of a Telecom Manufacturing Ecosystem based on its Technology Transfer model to facilitate manufacturers in the bulk production of high-quality Telecom products and solutions.


C-DOT, over the years, has evolved into a full-fledged telecom R&D institution, that complies with level-5 maturity on CMMI Model, and has capabilities to undertake large-scale state-of-the-art telecom technologies development programs. C-DOT's commitment to the of nation building continues with development of products of national and strategic importance. C-DOT as a torch bearer of indigenous telecom R&D continues to develop latest technology products in areas like Optical, Switching, Wireless, Security and Network Management while also working on futuristic technologies like M2M/IOT, 5G, AI, etc.

C-DOT reiterates its unequivocal commitment to the betterment of country's telecom sector by working towards realizing the objectives of various flagship programs of the Government of India that include Digital India, Make in India, BharatNet, Skill India, Startup India and Smart Cities.

# Sign-Up Page

---

- 1 From your web browser visit <https://cdotmeet.cdot.in>.
- 2 Click on the **Sign up** button in the right top corner of the window.



# Signup fields

Signup form opens and user has to fill following fields:-

SNO	Fields	Explanation
1	Full Name	Please provide your full name.
2	Email	Here you have to provide your Govt. email id so that the Administrator can approve your account.
3	Ministry	Please provide your Ministry.
4	Organization	You have to enter the name of your other organization here, if this organization is not available in the list, then you have to inform us by email (cdotmeethelp@cdot.in).
5	Designation	Please provide your Designation.
6	Phone number	You have to enter only one mobile number here.
7	Location	Please provide your address.
8	Password	Create a password.
9	Password Confirmation	Re-enter your created password.

The screenshot shows a 'Create an Account' form with the following fields and labels:

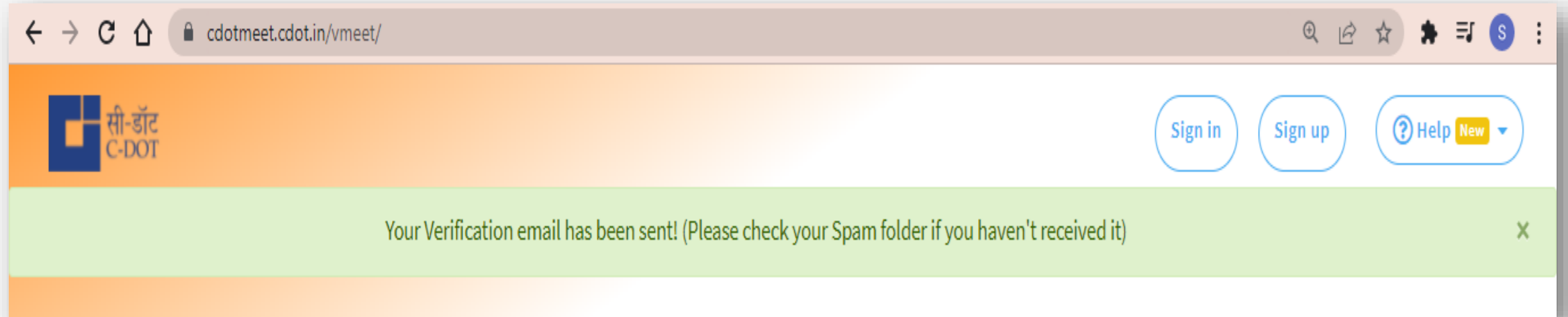
- Full Name**: A text input field with a placeholder 'Full Name'.
- Email (Only official/govt. email id)**: A text input field with a placeholder 'Email'.
- Ministry**: A dropdown menu with the placeholder 'Select Ministry'.
- Organization**: A dropdown menu with the placeholder 'Select Organization'.
- Designation**: A text input field with a placeholder 'Designation'.
- Phone number**: A text input field with a placeholder 'Phone number'.
- Location**: A text input field with a placeholder 'Location'.
- Password**: A text input field with a placeholder 'Password'.
- Password Confirmation**: A text input field with a placeholder 'Password Confirmation'.

At the bottom of the form is a blue button labeled 'Sign up'.

# E-mail verification message

---

When you fill up the complete details in the sign up form and submit it, you get a message like this:



# E-mail for Verification

---

After signing up, you will receive an email containing a verification link, by clicking on the link ([Verify Account](#)) you can verify your e-mail.



## Welcome to CDOTmeet, Rajesh Kumar Arora!

Using CDOTmeet, you can create your own rooms to host sessions and collaborate with others.

Your username is [rajeshkarora2002@gmail.com](mailto:rajeshkarora2002@gmail.com).

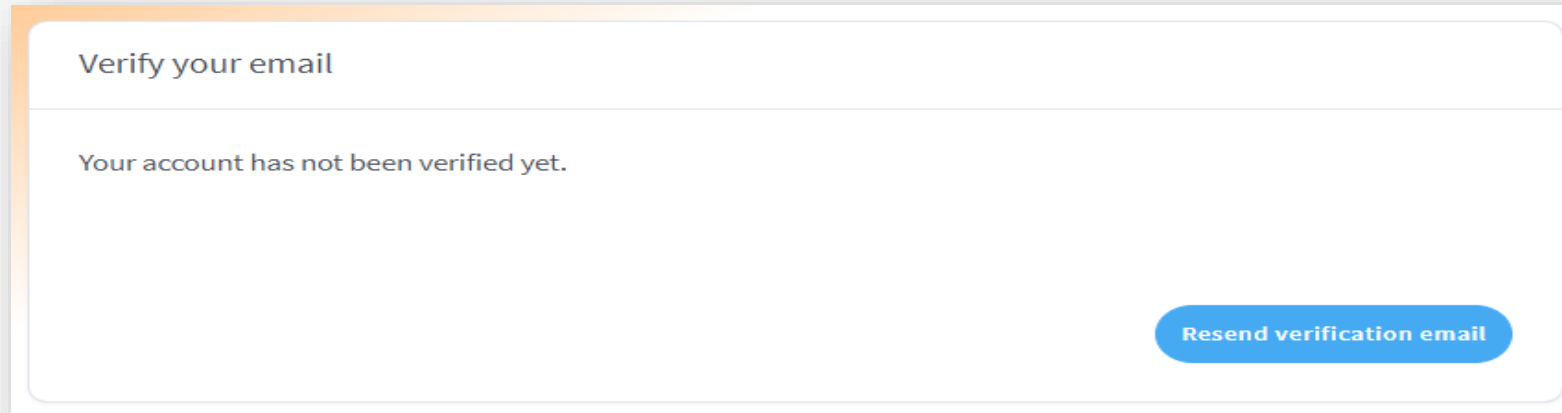
To verify your account, just click the button below.

[Verify Account](#)

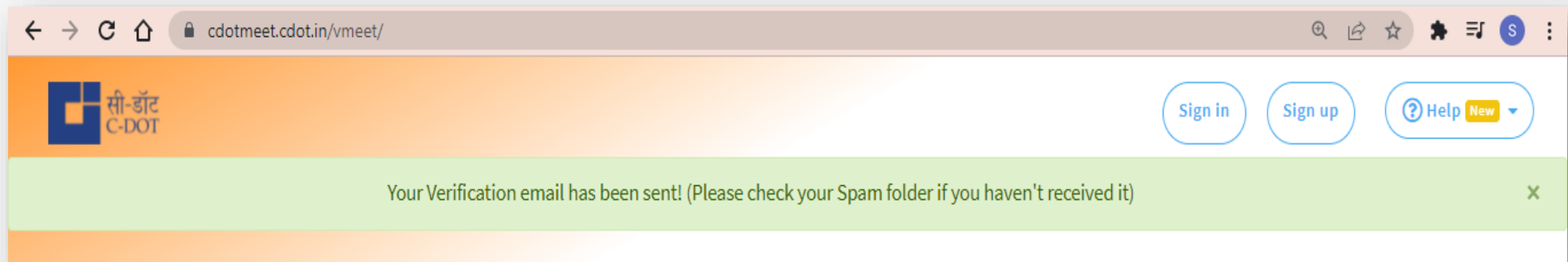
Thanks for joining and have a great day!

# Resend Verification E-mail

If you try to sign in without e-mail verification, you will get a message like the one given below. And if you do not get the link for the e-mail verification, then you can ask for the email verification link again by pressing the **Resend Verification Email** button.



After pressing the **Resend Verification Email** button you will get a message like the one given below. And also you should have received a verification e-mail.



# E-mail after account is approved by administrator

---

You will receive a e-mail once your account has been approved by the administrator.



## **CDOTmeet Account Approved**

Your account has been approved.

Your username is [rajeshkarora2002@gmail.com](mailto:rajeshkarora2002@gmail.com).

To access your personal rooms, click the button below and sign in.

Sign In



# Sign in after you have verified the E-mail and approved by the administrator

---

You can sign in after you've successfully verified your email and your account is approved by the administrator.

Sign in to your account

@ rajeshkarora2002@gmail.com

.....

[Forgot Password?](#)

Sign in

# More details about CDOTmeet

[What's New](#)



[Overview](#)



[User Manual](#)



[Checklist](#)



[FAQ](#)

